



UNO Electric Forklift 1.5 tonne - 3 tonne THE BEST JUST GOT BETTER

NEW UNO BRINGS YOU MORE OF EVERYTHING.

Move more pallets every hour with faster travel and lifting speeds



Battery runtime up to 12 hours*



Thoughtfully placed controls for Intuitive operation; greater focus on load handling



Redesigned mast and overhead guard ensure excellent visibility at all heights



Lift rated capacity up to 4.5m height



Energy efficient performance with 80V battery system for 2.5 & 3 tonne



*Under ideal testing conditions



MOVE MORE PALLETS/HR WITH 30% INCREASED SPEEDS

- 30% faster in traction and hydraulics leads to more pallets moved per hour
- 20% increase in runtime due to improved battery capacity and motor efficiency

REACH UPTO 4.5M HEIGHT WITH FULL LOAD

- Lift rated capacity up to 4.5m height
- Eliminates the need to invest in higher capacity equipment for lower loads of upto 4.5m

LIFT LOADS CONFIDENTLY WITH 11% INCREASED VISIBILITY

- Redesigned mast and OHG with excellent visibility at all heights
- New sleek mast increases front visibility by 11%
- Low cowl height and clean front control board give a clearer view of the fork tip



WORK LONGER HOURS WITH IMPROVED ERGONOMICS



- Thoughtfully placed controls for Intuitive operation; greater focus on load handling
- The steering wheel and footrest lie in operator's zone of comfort ensuring efficiency without operator fatigue



NEW UNO FOR HIGHER PERFORMANCE AND PRODUCTIVITY



MORE POWER ON SLOPES

New, innovative design provides 18% gradeability like never before.



ROBUST CONSTRUCTION

Metallic cowl and sheet metal side panels add to equipment robustness for tough operating conditions.



FAST COOLING SYSTEM

Improved cooling system delivers continued operations even at high ambient temperatures.



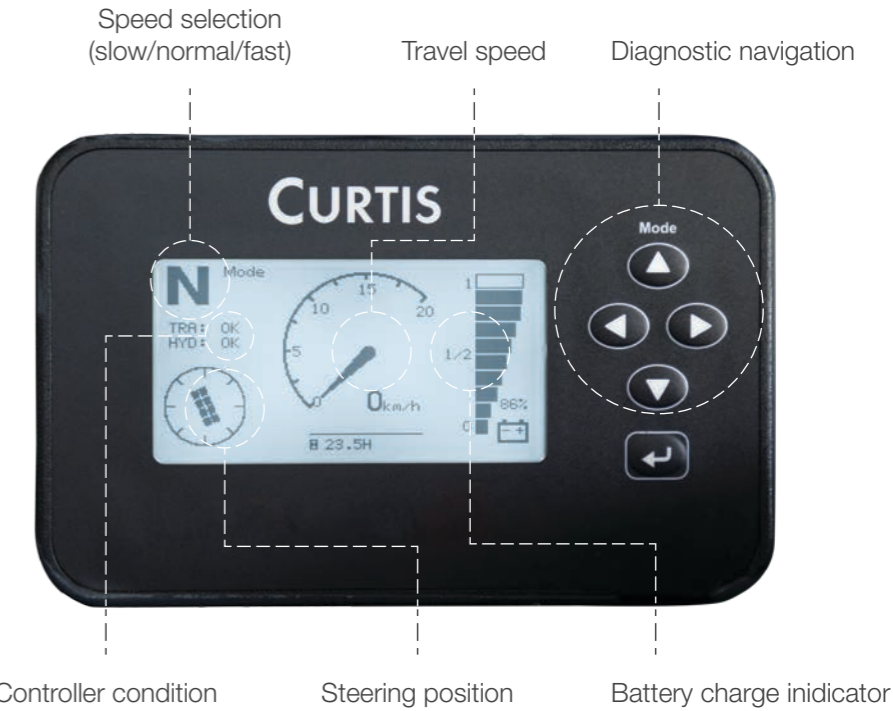
SUPERIOR RELIABILITY

Indigenously developed AC motors are designed with Indian conditions in mind. Zero maintenance, easy serviceability and quick after-sales support make UNO an ideal high-performing equipment.



MULTIFUNCTIONAL LCD DISPLAY

An upgraded multi-functional display screen shows vital information like speed, steering tilt angle, battery life and fault codes etc. for easy diagnostics and decision making.



PICK THE MODE OF CHOICE

Application based speed modes of use help in achieving superior performance in every task. Choose from Slow, Normal and Fast to get the most from every application.



Slow | Normal | Fast



SafeLog is a indigenous fleet management system that allows access to live data of all material handling equipment operations. Keep up with machine uptime, fleet utilization and equipment health all in one place for data based decision making.

THOUGHTFULLY DESIGNED FEATURES FOR SAFETY AND COMFORT



NO OPERATOR, NO OPERATION

The operator presence system detects if the driver is seated correctly before allowing operations to begin, preventing any unmanned operations.



ACCESSIBLE EMERGENCY STOP BUTTON

In case of any danger, the operator can push the emergency stop button to cut off the power supply, immediately bringing the equipment to a halt.



SEAT BELT INTERLOCK SYSTEM*

Equipment senses the absence of the seat belt and halts movement for higher operator's safety.



NO RUN-AWAYS

Anti-rollback system kicks-in every time the brake pedal is released on an incline, preventing run-aways.



BETTER CONTROL

Smart curve control technology reduces speed up to 30% while turning, for enhanced stability and operator control.



EASY MANEUVERABILITY

New design with reduced turning radius makes the equipment more compact and more suitable for navigating narrow aisles.



COMFORTABLE DRIVING EXPERIENCE

Large 23" tires for cushioned ride; Pneumatic Tyres are optional for intra-plant material movement.



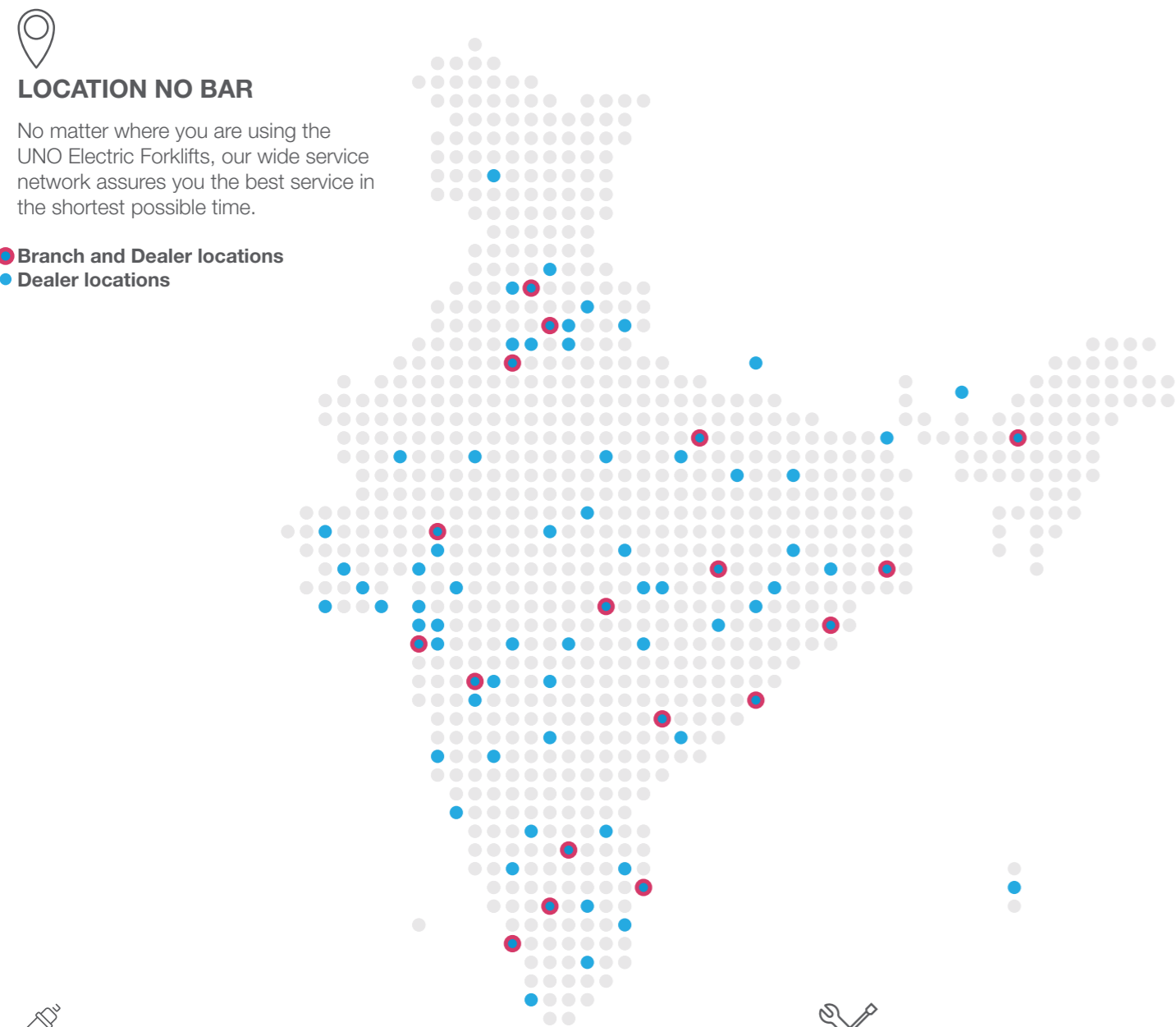
OPERATOR-FRIENDLY DRIVER MODULE

Adjustable seat and ample leg space keep the operator stress-free. Reduced fatigue helps operators stay focused at work.



*Optional

EASY SERVICEABILITY





SPARE PARTS, ANYWHERE

Our extensive service network, of over 70 touch points, assure your business easy availability of quality spares.



SUPER EASY PREVENTIVE MAINTENANCE

Easy access to sub-assemblies and main aggregates for better serviceability.


OFFERINGS AND ACCESSORIES

- STANDARD OFFERINGS
- AC Drive Motor, Pump Motor
 - Electronic Controller with built-in Diagnostics
 - Fixed Steering Column, Hydrostatic Power Steering
 - Head & Tail Lights
 - Infinitely Variable Speed
 - Interactive LCD display
 - Load Back Rest
 - One pair of standard Hook-on 1000mm Long Forks
 - Powerful Hydraulic Brakes with Regenerative Braking
 - Rear View Mirror
 - Seat Belt
 - Reverse Alarm
 - Signal Lights
 - Spot light
 - Tool Kit
 - Towing Pin




SAFETY ACCESSORIES

1. ALL-IN-ONE ACCESS CONTROL SYSTEM




- Electronic Pin Access
- Biometric Access Control
- Key Card Access

2. SAFETY LIGHTS



- Red Halo Safety Lights
- Blue Safety Lights

3. MOUNTED CAMERAS



- Mast Mounted Camera

- ATTACHMENTS
- Bale Clamp
 - Fork Extensions
 - Fork Positioner
 - Paper Roll Clamp
 - Parrot Beak Attachment
 - Push/Pull attachment
 - Ram attachment
 - Rotating Fork attachment
 - Sideshifter

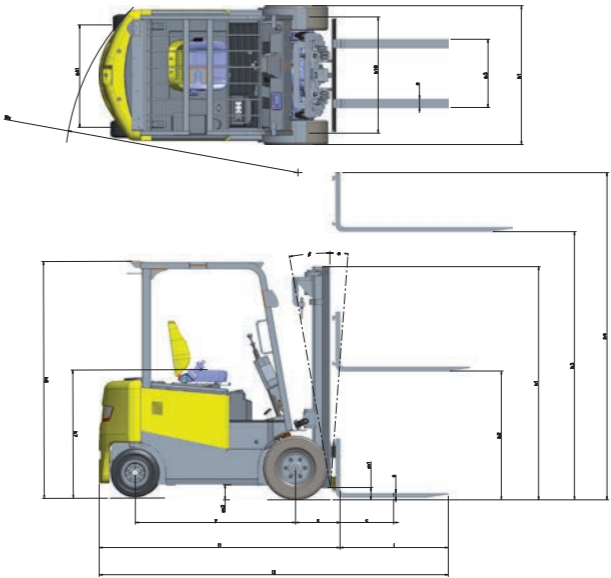
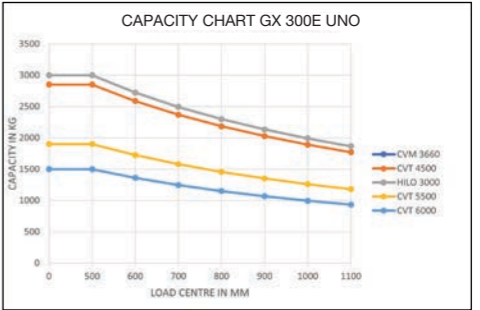
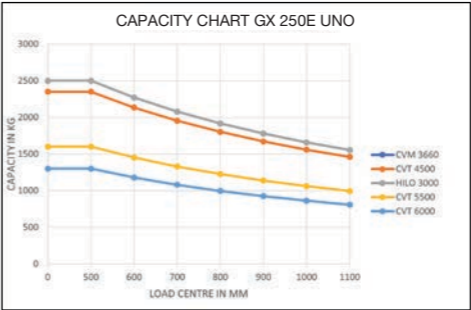
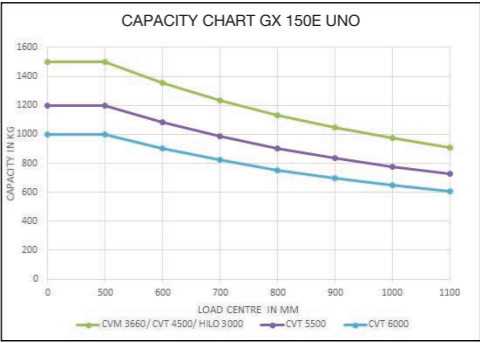
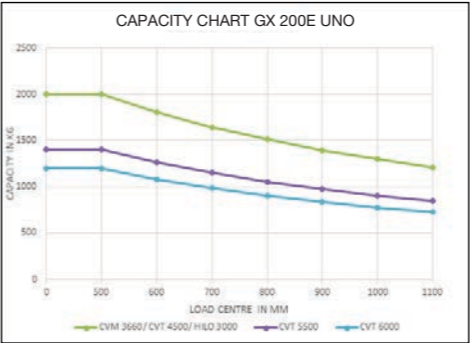
TECHNICAL SPECIFICATIONS AND MAST

TECHNICAL SPECIFICATIONS							
CHARACTERISTICS	1.1	Manufacturer	-	Godrej	Godrej	Godrej	Godrej
	1.2	Model	-	GX150E UNO	GX200E UNO	GX250E UNO	GX300E UNO
	1.3	Drive (Battery, Diesel, Petrol)	-	Battery	Battery	Battery	Battery
	1.4	Operation	-	Seated	Seated	Seated	Seated
	1.5	Rated capacity	kg	1500	2000	2500	3000
	1.6	Load centre distance	c (mm)	500	500	500	500
	1.8	Load distance (Front Overhang)	x (mm)	420	420	485	485
WEIGHT	1.9	Wheelbase	y (mm)	1480	1480	1670	1670
	2.1	Service weight incl. battery	kg	3635	3635	4500	4500
	2.2	Axle loading, laden front/rear	kg	4885/745	4885/745	6710/790	6710/790
TYRES, CHASSIS	2.3	Axle loading, unladen front/rear	kg	1735/1900	1735/1900	1970/2530	1970/2530
	3.1	Tyre	-	SE / PN	SE / PN	SE / PN	SE / PN
	3.2	Tyre size, front	mm	23x9-10	23x9-10	23x9-10	23x9-10
	3.3	Tyre size, rear	mm	18x7-8	18x7-8	18x7-8	18x7-8
	3.5	Wheels, number front/rear	-	2x/2	2x/2	2x/2	2x/2
	3.6	Tread, front	b10 (mm)	1020	1020	1020	1020
	3.7	Tread, rear	b11 (mm)	987	987	987	987
DIMENSIONS	4.1	Tilt of mast forward/backward	α/β (deg)	5/8	5/8	5/8	5/8
	4.2	Height, mast lowered	h1 (mm)	2630	2630	2600	2600
	4.3	Free lift	h2 (mm)	0	0	105	105
	4.4	Lift	h3 (mm)	3660	3660	3660	3660
	4.5	Height, mast extended*	h4 (mm)	4260	4260	4260	4260
	4.7	Height of overhead guard (cabin)	h6 (mm)	2160	2160	2160	2160
	4.8	Seat height	h7 (mm)	1120	1120	1120	1120
	4.9	Coupling height	(mm)	320	320	520	520
	4.19	Overall length	l1 (mm)	3250	3250	3530	3530
	4.20	Length to face of forks	l2 (mm)	2250	2250	2530	2530
	4.21	Overall width	b1 (mm)	1240	1240	1240	1240
	4.22	Fork dimensions	s/e/l (mm)	40x80x1000	40x80x1000	45x100x1000	45x100x1000
	4.23	Fork carriage	-	2A	2A	3A	3A
	4.31	Ground clearance, laden, below mast	m1 (mm)	100	100	100	100
	4.32	Ground clearance, centre of wheelbase	m2 (mm)	125	125	125	125
	4.34.1	Aisle width for pallets 1000 x 1200 crossways	Ast (mm)	3650	3650	3900	3900
	4.34.2	Intersecting aisle width	Ast (mm)	1980	1980	2200	2200
PERFORMANCE	4.35	Turning radius	Wa (mm)	1980	1980	2220	2220
	4.35	Fork spread	b3 (mm)	280/1000	280/1000	280/1000	280/1000
	5.1	Travel speed, laden/unladen	km/h	13/13	13/13	13/13	13/13
	5.2	Lift speed, laden/unladen	m/s	0.3/0.4	0.3/0.4	0.3/0.4	0.3/0.4
	5.3	Lowering speed, laden/unladen	m/s	0.45	0.45	0.45	0.45
POWER UNIT	5.5	Drawbar pull, laden/unladen	N	1000	1000	1000	1000
	5.7	Gradeability, laden/unladen	%	15/18	15/18	15/18	15/18
	6.1	Drive motor rating S2 60min	kW	8	8	12	12
	6.2	Lift motor rating at S3	kW	15	15	15	15
	6.4	Battery voltage, nominal capacity K5	V/Ah	48/460	48/460	80/360	80/360
OTHERS	6.5	Battery weight	kg	860	860	1082	1082
	8.1	Drive motor	-	AC	AC	AC	AC
	8.11	Service brake	-	Hydraulic	Hydraulic	Hydraulic	Hydraulic
	8.12	Parking brake	-	Mechanical	Mechanical	Mechanical	Mechanical

NOTE:
All dimensions and specifications indicated are subjected to a variation of ± 10% without prior notice
The images shown in the brochure are representative, actual equipment may differ in colour and optional accessories

MAST SPECIFICATIONS												
Type of Mast	Maximum Fork Height (MFH)	Overall Height Lowered	Overall Height Raised*				Free Lift (2.5-3)	Derated Capacity at MFH (kg)				Tilt Angle
	h3 (mm)	h1 (mm)	h4 (mm)				h2 (mm)					α β
			GX150E UNO	GX200E UNO	GX250E UNO	GX300E UNO		GX150E UNO	GX200E UNO	GX250E UNO	GX300E UNO	
2 Stage CV	3660	2630	4250	4250	4400	4400	105	1500	2000	2500	3000	5° 8°
2 stage CV with FFL	3000	2170	3580	3580	3625	3625	1530	1500	2000	2500	3000	5° 8°
3 stage CV with FFL	4500	2170	5160	5160	5170	5170	1530	1500	2000	2500	3000	5° 5°
	5500	2500	6160	6160	6110	6110	1825	1200	1400	1600	1900	5° 5°
	6000	2670	6660	6660	6630	6630	1990	1000	1200	1300	1500	5° 5°
	7200	3070	NA	NA	7825	7825	2390	NA	NA	1000	1200	5° 5°

* Overall Height Raised with Load Back Rest = OAHr w/o LBR + 600mm





VARIOUS FINANCE OPTIONS AVAILABLE

- Equipment finance
- Lease finance
- Rentals



MATERIAL HANDLING

GODREJ & BOYCE MFG. CO. LTD.

Plant 16, Pirojshanagar, Vikhroli, Mumbai 400079

+91 22 6976 4660 • mhemktg@godrej.com • www.godrej.com/intra-logistics

Represented by

BRANCHES

Ahmedabad: 079 6606 0646
Bangalore: 080 6647 2251
Bhubaneshwar: 0674 2374 627
Chandigarh: 0172 5012 525
Chennai: 044 6654 4431/32
Coimbatore: 0422 2545 799

Delhi: 011 6650 7348
Guwahati: 03612 468 242
Hyderabad: 040 6643 1203
Indore: 0731 4069 335
Jaipur: 0141 6701 443
Kochi: 0484 6612 777

Kolkata: 033 6601 3771
Lucknow: 0522 6754 980
Mumbai: 022 6976 1725
Pune: 020 6625 5121
Raipur: 0771 6606 606
Vizag: 0891 2746 511

To find out more
about what's new at
Godrej Material Handling,
check out
www.godrej.com/intra-logistics



TWJ - 02/2021/Rev0

